




Year 2, Spring Term Dinosaurs



Narrative

We begin our new topic by exploring when the Dinosaurs existed, looking closely at the Mesozoic Era and where it fits on a timeline. The children then become palaeontologists, learning about and becoming experts in dinosaurs, pterosaurs and marine reptiles.

We start by exploring how we know dinosaurs existed, looking at fossils and finding out about Mary Anning and the importance of her discoveries. We will then think about when the dinosaurs lived, their characteristics, habitats and begin thinking about food chains by exploring what different dinosaurs ate. The topic ends by investigating theories as to why the dinosaurs became extinct, carrying out scientific investigations into volcanoes and meteorites.

Our research continues with a visit to the Natural History Museum. This then becomes a springboard for the children to produce a Year 2 Dinosaur Museum as the culmination of the topic.

Music

- Learn a variety of dinosaur songs: I've got a dinosaur in my back yard!; The Dinosaurs Song; The Dino Dance Song; Move Like A Dinosaur! Dino Stomp Dance
- Create their own verses for songs based on different dinosaurs
- Listen to and review a variety of dinosaur film music: *Jurassic Park Music* and *Walking with Dinosaurs*
- Move to the beat of the music in the style of different dinosaurs
- Develop rhythms alongside dinosaur names to create their own dinosaur composition

English

- Create a fact file about Mary Anning.
- Write a list of questions to ask about dinosaurs.
- Write a recount of trip to The Natural History Museum.
- Retell known stories and write their own stories based on a familiar story.
- Write a variety of poems inspired by dinosaur features.
- Read a variety of stories, information books and poems on dinosaurs

History

- Order a timeline showing when dinosaurs were alive: Jurassic, Triassic, cretaceous periods, placing well-known dinosaurs in the correct periods
- Learn about Mary Anning, a famous palaeontologist and the significance of her discoveries
- Make comparisons looking at similarities and differences between modern day and the time Mary Anning discovered the Ichthyosaur.
- Explore theories of dinosaur extinction
- Look at fossil artefacts.
- Visit the Natural History Museum to explore sources and evidence
- Use vocabulary of the past to describe the dinosaurs

Science

- Learn about habitats
- Learn about food chains
- Investigations into materials, volcanoes and meteorites
- Life cycles of animals
- Exploring and making fossils
- Suitability of every day materials for dinosaur cages

Geography

- Explore continents and oceans of the world today and use maps to compare with Pangaea.
- Discover on which continents different dinosaurs existed.

Computing

- Learn that algorithms are sets of instructions.
- Program BeeBots with algorithms and learn how to debug (fix) them.

Art and DT

- Salt dough fossils.
- Sketching different fossils using pencils, fine liners and charcoal.
- Clay dinosaur eyes focusing on texture and colour
- Dinosaur eye close ups using oil pastels.
- Dinosaur collages inspired by Deborah Shapiro.