




## Supporting reading and spelling of sight words

When teaching reading and spelling much of the focus is on phonics. However children will need to recognise whole words that cannot be sounded out easily and those that they come across frequently. These are known as tricky words or high frequency words. (There is a list included in this area of the website) You may want to focus on the words in your child's reading book or words that you know that they struggle to read or spell. When learning several of these words at a time it is useful to select words that do not look similar as this will prevent confusion.

Here are some activities to support children's whole word recognition skills.

Tracing over or writing on textured surfaces	Matching key words or spellings
<p>Tracing over or writing words on textured surfaces with your finger is helpful.</p> 	<p>Write in lower case, a number of words (about 5 words, including each word twice) on slips of paper and ask your child to read and match the pairs of words. You could do this as a game, against the clock and see how quickly they can complete the exercise. These can be used to play 'snap' or 'pairs'.</p>
Fly Swat Game	Matching tricky words
<p>Read out one word at a time and then your child attempts to swat/slap their hand down on the correct word.</p>  <p><a href="http://suzyhomeschooler.wordpress.com/">http://suzyhomeschooler.wordpress.com/</a></p>	<p>Before you read with your child, look through their book and identify a few words (no more than three at a time) that they might find tricky to read. These might be words that they regularly read incorrectly, or it might be new or unusual words. Write these words on a slip of paper. Prepare to start reading the book with your child. Before they start to read, ask your child to match the word to the words on the page. This means that they have already identified and practiced these words before they start reading. Praise and congratulate success.</p>
Matching words with the same letter	Constructing words
<p>Write a series of focus words on slips of paper. Read each of the words with your child. Put them out so that your child can see all the words, then ask them to find all the words that begin with the same letter or end with the same letter. Each time they find a word, encourage them to read it. Alternatively, ask them to find all the word that contain a particular letter. Lots of praise for identifying the letter correctly always helps.</p>	<p>Making up words using play dough, similar or other materials.</p>  <p><small>See 'See, Laugh and Teach' <a href="http://liveloveleughandteach.blogspot.com">liveloveleughandteach.blogspot.com</a></small></p>

